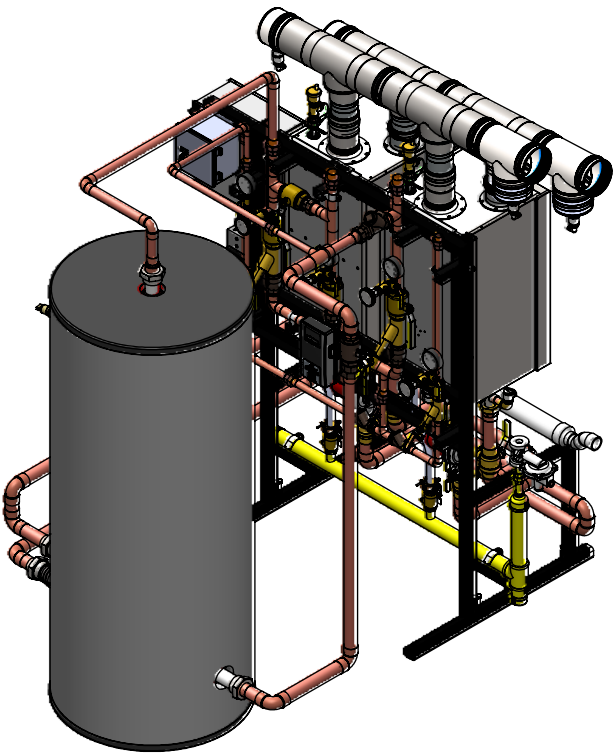
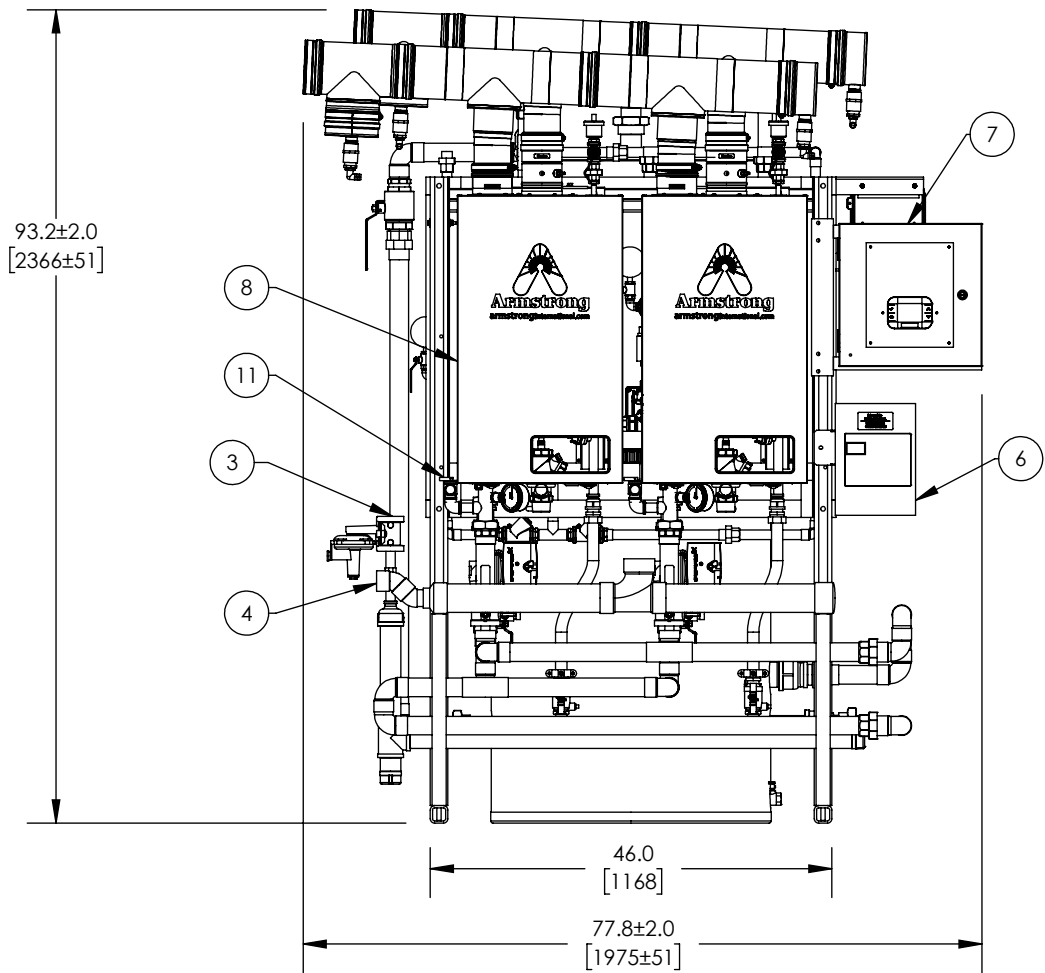


LOW WATER CUTOFF AND PUMP
[NOT FULLY DETAILED]



BACKSIDE VIEW OF THE WATER HEATERS



APPROVAL

BY: _____ DATE: _____

- ☐ APPROVED, PROCEED WITH FABRICATION
- ☐ APPROVED AS NOTED, PROCEED WITH FABRICATION IN ACCORDANCE WITH COMMENTS
- ☐ DISAPPROVED, DO NOT FABRICATE



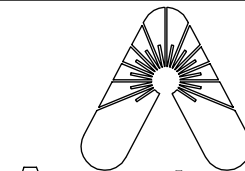
DO NOT SCALE DRAWING

TOLERANCES UNLESS OTHERWISE SPECIFIED

DIMENSIONING
ENGLISH [mm]

FRACTIONAL ± 1/64
ANGULAR: ± 2

DECIMAL	.XXXX ±	.0005	IN.	MM
	.XXX ±	.005	.010	
	.XX ±	.015	.10	
	.X	-----	.3	



Armstrong®

	NAME	DATE
DRAWN	CFG	5/18/2015
RELEASED		

ITEM	DESCRIPTION	QTY	CONNECTION
1	VENT INTAKE	1	6" CONN
2	VENT EXHAUST	1	6" CONN
3	GAS REGULATOR 5 PSI NG/LPG	1	3/4" NPT
4	CONDENSATE OUTLET	1	1-1/2" SOC
5	STORAGE TANK 32 DIA 200 GALLON	1	
6	LOAD CENTER	1	(208/240)/1/60
7	CASCADE PANEL	1	
8	ABH-399	2	
9	COLD WATER INLET	1	1-1/2" SWT
10	TANK RELIEF VALVE 125#	1	3/4" NPT
11	HEATER RELIEF VALVE 125#	2	3/4" NPT
12	MIXED WATER OUTLET	1	1-1/2" SWT
13	RECIRC RETURN INLET	1	1" SWT
14	DMC25 ASSEMBLY	1	SEE DMC APPROVAL SHEET
15	CIRCULATOR PUMP 26.4 GPM	2	
16	LOW WATER CUT-OFF	2	

ITEM	CONNECTION
WATER PIPING	COPPER TYPE "L"
VENTING CONNECTIONS	SS
TANK INSULATION TYPE	INSULATED AND JACKETED METAL
TANK LINING	GLASS

ARMSTRONG INTERNATIONAL
Copyright © 2010 ARMSTRONG INTERNATIONAL, INC.

ABH399MD 2 200A INSUL/JKT CWIS NAT GAS DMC40

MATERIAL	REV	A	SALES
CN69799			

NOTES:

- CLEARANCE NOTE: LEAVE 24[610] SERVICE CLEARANCE INFRONT OF THE ABH BOXES.
- ⑩ AND GAUGES ARE SHIPPED LOOSE. TO BE INSTALLED IN FIELD
- N/A
- THE DISTANCE BETWEEN THE OUTERMOST COMPONENT OF THE DMC TO THE OUTERMOST COMPONENT OF THE TANK SHOULD BE 12 +/- 1.0 [305 +/- 25.4]
- ALL PIPING FROM DMC TO TANK AND WATER MANIFOLD TO TANK WILL NEED SUPPORTS ADDED IN THE FIELD AS REQUIRED